

**New!**

# Elevate

**The Future of Heat Pumps**  
**Safe - Efficient - Sustainable.**

**High performances / High Temperatures applications**


**R-290**




SCOP  
 $\eta_s > 162$   
Up to 4,13

SEER  
Up to  
4,9

**NOMINAL CAPACITY**

 **45 - 65 kW**

**MODULAR CAPACITY**

 **up to 520 kW**



LENNOX participates in  
the ECP program for LCP-HP.  
Check ongoing validity of certificat :  
[www.eurovent-certification.com](http://www.eurovent-certification.com)

# OUR PROPANE REVERSIBLE HEAT PUMP:

## Full inverter, compact, safe and reliable for all types of application

### PRODUCT FEATURES



#### High-Efficiency EC Fans

*Efficiency in every spin.  
Silent. Smart. Super-efficient.*

Our high-efficiency EC fans deliver precise airflow control with ultra-low noise and energy consumption, automatically adapting to system demand for optimal comfort and performance.

#### Inverter Compressor

*Power that adapts in any conditions*

Our inverter-driven compressor delivers precise, energy-efficient performance with a wide operating envelope — ensuring reliable heating, cooling and DHW even in extreme temperatures.

#### High-Efficiency Coil Design

*Built for performance and long life-cycle*

Our heat exchanger combines premium materials and advanced engineering to deliver unmatched efficiency and durability, ensuring faster heating response, improved seasonal efficiency, and long-term reliability in all climates.

#### External Electrical Cabinet

*External. Accessible. Exceptionally Safe.*

Positioning the electrical cabinet outside the refrigerant circuit zone is a deliberate safety measure ensuring compliance with safety regulations, while also making maintenance faster and safer for technicians.

#### High-Performance Brazed Plate Heat Exchanger

*Precision meets compact efficiency*

Equipped with a stainless-steel plate heat exchanger, the system ensures optimal transfer performance for modern low-temperature heating systems.

#### ATEX-Certified Leak Detector

*Detect Early. React Fast. Stay Safe*

Our integrated ATEX leak detector continuously monitors the unit for propane (R290) leaks. In case of detection, it instantly triggers safety protocols to prevent hazardous concentrations, protecting both people and property.

#### Pressure Relief Valve

*Automatic Protection, Zero Compromise*

Our integrated pressure relief valve is a critical safety component, automatically discharging excess pressure from the refrigerant circuit to protect the system and ensure safe, reliable operation under all conditions.

#### Visual & Acoustic alarm

*When Silence Isn't an Option*

In case of refrigerant leakage, a two-level alarm system is triggered: a visual signal activates at first detection, followed by a combined visual and acoustic alert if concentration rises, ensuring fast, clear, and safe intervention in ATEX environments.

#### Water/Refrigerant Separator

*Efficient Flow, Zero Risk of Cross-Contamination*

Our dedicated water/refrigerant separator ensures complete isolation, preventing any risk of refrigerant mixing with water, guaranteeing operational safety beyond the ATEX zone and protecting all peripheral components and area.

#### ATEX-Certified Exhaust Fan

*Vent Out Risk, Breathe In Safety*

The ATEX exhaust fan automatically activates when a leak is detected, safely extracting flammable gases from the unit enclosure, minimizing ignition risk and ensuring a safe operating environment.

# FULL INVERTER TECHNOLOGY: The Latest in High-Efficiency Heating & Smart Control

## All-Season Comfort Reversible Heat Pump

*Heating, Cooling, and Domestic Hot Water*

Advanced reversible heat pump offering a complete climate solution for every season. Seamless switch between modes, ensuring year-round comfort.

## High Efficiency with Full Inverter Technology

*Precision, Performance, and Flexibility*

Equipped with cutting-edge Full Inverter Technology, offering optimal performance across every component — fans, compressors, and water pump.

## Quiet Operation for Ultimate Comfort

*Enjoy Peaceful Comfort*

Our reversible heat pump operates at an exceptionally low noise level, comparable to the sound of a vacuum cleaner or light traffic. Ideal for all type of applications.

## Exceptional Efficiency for Significant Savings

*Smart Savings with Every Season*

Up to 50% lower operating costs compared to traditional gas or oil boilers making it an ultra-efficient choice for heating, cooling, and hot water needs.

## Compact Casing Design

*Maximum Output, Minimal Footprint*

Ideal footprint for commercial, large-scale applications, or boiler replacement where space optimization meets performance.

## Top Operating Map

*Extended performances all year-round*

Up to 78°C providing DHW, our heat pump is the perfect solution to replace or combine with a boiler in a wide range of segments.

## A++ Energy Rating

*Maximize Savings, Optimize Consumption*

Our heat pump delivers the highest efficiency standards, helping you save on energy bills, achieve faster payback, and reduce environmental impact

## Smart Monitoring, Total Control

*Stay Safe, Stay Connected, Stay in Control – Anytime, Anywhere with LennoxCloud*

Our heat pump comes with Lennox Cloud Control, offering intelligent, remote monitoring, and real-time safety diagnostics. It will ensure that your system is always performing at the best ensuring safety at every moment for peace of mind.

## Remote Access wherever you are.

- **Complete Remote Monitoring:** Access and manage all your heat pumps units, no matter their location or condition, from a single intuitive platform.
- **Comprehensive Multi-Unit Management:** Centralized access to data from multiple installations, giving you a bird's-eye view of your entire operation, streamlining your maintenance efforts.
- **Customizable Dashboard to make your life easiest**
- **User-Friendly Interface:** A self-explanatory, easy-to-navigate dashboard ensures you get the insights you need with minimal effort—just a glance is enough to stay on top of everything
- **Real-Time Data at Your Fingertips:** Effortlessly monitor critical heat pump parameters such as Inlet & Outlet temperatures, Outdoor temperature, system status (ON/OFF), generic and safety alarms.
- With LennoxCloud, take proactive action based on real-time data, keep your systems running smoothly, and make informed decisions—whether you're at the office, on-site, or halfway across the world.



## ELEVATE: MARKET-LEADING SAFETY PACK

### The strongest safety package available

At Lennox, the safety of our customers and installations is our top priority.

That's why Elevate has been engineered with a state-of-the-art safety package, incorporating advanced components and real-time monitoring systems to ensure consistent protection throughout the entire lifespan of our propane heat pumps.


In case of refrigerant leakage, a two-level alarm system is triggered: a visual signal activates at first detection, followed by a combined visual and acoustic alert if concentration rises, ensuring fast, clear, and safe intervention in ATEX environments.

From installation to daily operation, our commitment to safety is unwavering.

### Certified & Tested for Maximum Security

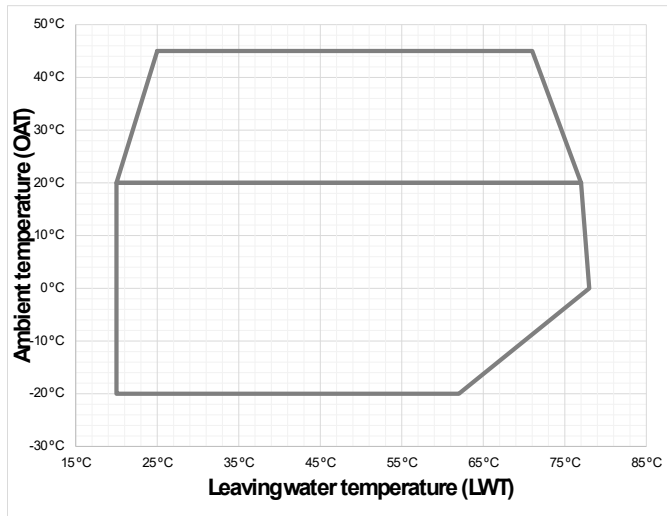
Meets European safety standards -> CE, ATEX, EN 378.

Designed with built-in fail-safes -> Advanced software to manage critical scenarios.



# EXTENDED OPERATION MAP: COMFORT WITHOUT LIMITS

## Heating mode



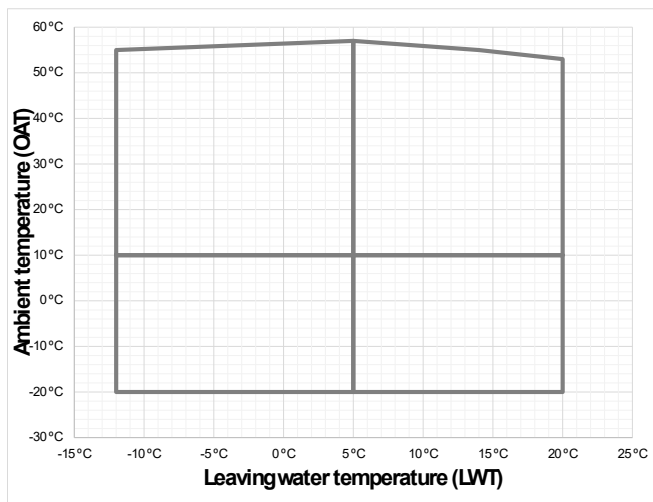
### High Temperature Performance: Up to 78 °C with no Compromise

*Full comfort. Full power. All year long.*

Our heat pump delivers exceptional high-temperature performance, reaching up to 78 °C leaving water temperature in part load, and 75 °C at full load.

With no derating up to +45 °C outdoor temperature, Elevate is the ideal solution for both comfort heating and high-demand domestic hot water production — all year round.

## Cooling mode



### Extreme Cooling Capability: Performance Beyond Limits

*Built to chill, even in the hottest environments.*

Engineered for extreme conditions, Elevate maintains performance even in scorching climates, producing -12 °C leaving water temperature with up to +55 °C outdoor — making it the ideal choice for industrial, process, or critical cooling applications.

## CENTRALIZED CONTROL SYSTEM: Simplifying Efficiency, Enhancing Flexibility

### eClimatic: One Hub, Total Control – Streamline Your HVAC Operations

Our advanced Centralized Control System is designed to provide seamless integration and effortless management of your heat pump solutions

- # Flexible and scalable solution growing with your needs
- # Enabling phased investments reducing initial costs
- # Quick installation and easy adaptable for future demands

1 Central Display, Seamless Control – Manage Up to 16 Units with ease



## APPLICATION AREAS

Tailored for Every terrain - One Solution, Infinite Possibilities

### COMMERCIAL APPLICATIONS



Office buildings



Shopping centres



Retails



Hotel

### HEALTHCARE APPLICATIONS



Hospitals



Clinic

### RESIDENTIAL APPLICATIONS



Apartments



Luxury houses

### EDUCATIONAL APPLICATIONS



University



Student residence

### LYFE STYLE APPLICATIONS



Gym



Swimming-pool

### INDUSTRIAL APPLICATIONS



Data Center



Warehouses



Logistic centers



Factories

# TECHNICAL DATA

				AVAILABLE	
Elevate - YBH				45	60
Heating mode					
Standard unit Full load performances *	HM1	Nominal capacity 30/35°C	kW	44,2	63,1
		COP 30/35°C	kW/kW	3,68	3,43
	HM2	Nominal capacity 40/45°C	kW	42,3	60,3
		COP 40/45°C	kW/kW	3,07	2,9
	HM3	Nominal capacity 47/55°C	kW	40,6	57,8
		COP 47/55°C	kW/kW	2,6	2,49
	HM4	Nominal capacity 55/65°C	kW	39,2	55,7
		COP 55/65°C	kW/kW	2,19	2,12
Seasonal energy efficiency **	HM1	SCOP 30/35°C	kWh/kWh	4,13	4,13
		ηs heat 30/35°C	%	162	162
		Energy label		A++	A++
	HM2	SCOP 40/45°C	kWh/kWh	3,56	3,57
		ηs heat 40/45°C	%	139,3	139,7
	HM3	SCOP 47/55°C	kWh/kWh	3,23	3,18
		ηs heat 47/55°C	%	126	124
	HM4	Energy label		A++	A++
		SCOP 55/65°C	kWh/kWh	2,90	2,78
		ηs heat 55/65°C	%	113	108
Cooling mode					
Standart unit Full load performances *	CM1	Nominal capacity 12/7°C	kW	38,9	50,4
		EER 12/7°C	kW/kW	2,77	2,67
	CM2	Nominal capacity 23/18°C	kW	53,3	69,4
		EER 23/18°C	kW/kW	3,6	3,5
	CM3	Nominal capacity -2/-8°C	kW	22,2	28,6
		EER -2/-8°C	kW/kW	1,72	1,63
Seasonal energy efficiency **	SEER 12/7°C		kWh/kWh	4,9	4,75
	ηs cool 12/7°C		%	193	187
	SEER 23/18°C		kWh/kWh	6,61	6,32
	SEPR 12/7°C		kWh/kWh	6,64	6,43
	SEPR -2/-8°C		kWh/kWh	3,80	3,75
	Sound levels - Standard unit				
Sound power in heating mode® - Standard unit			dB(A)	80,6	83,8
Sound pressure in heating mode at 10 m® - Standard unit			dB(A)	48,7	51,9
Sound levels - Standard unit + LNCJ option®			dB(A)	74,9	78,6
Dimensions - Standard unit					
Length			mm	1350	1350
Width			mm	1593	1593
Height			mm	2120	2120
Operating weight ®					
Standard unit			kg	411	500
Standard unit + LNCJ®			kg	417	508
Standard unit + LNCJ® + WTG® + DPEH®			kg	609	710

\* In accordance with standard EN14511-3:2022.

\*\* In accordance with standard EN14825:2022, average climate

HM1 Heating Mode 1. Conditions: BPHE water entering/leaving temperature 30°C/35°C, outside air temperature = 7°C dbT/6°C wbT, BPHE fouling factor 0 m².K/W

HM2 Heating Mode 2. Conditions: BPHE water entering/leaving temperature 40°C/45°C, outside air temperature = 7°C dbT/6°C wbT, BPHE fouling factor 0 m².K/W

HM3 Heating Mode 3. Conditions: BPHE water entering/leaving temperature 47°C/55°C, outside air temperature = 7°C dbT/6°C wbT, BPHE fouling factor 0 m².K/W

HM4 Heating Mode 4. Conditions: BPHE water entering/leaving temperature 55°C/65°C, outside air temperature = 7°C dbT/6°C wbT, BPHE fouling factor 0 m².K/W

CM1 Cooling Mode 1. Conditions: Evaporator water entering/leaving temperature 12°C/7°C, outside air temperature 35°C, BPHE fouling factor 0 m².K/W,

CM2 Cooling Mode 2. Conditions: Evaporator water entering/leaving temperature 23°C/18°C, outside air temperature 35°C, BPHE fouling factor 0 m².K/W

CM3 Cooling Mode 3. Conditions: Evaporator water entering/leaving temperature -2°C/-8°C, outside air temperature 35°C, BPHE fouling factor 0 m².K/W. Brine Ethylene Glycol at 30% in weight

**ηs heat 30/35°C & SCOP 30/35°C** Values in bold are compliant with Ecodesign regulation: (EU) No 813/2013 for Heat Pump application

**ηs heat 30/40°C & SCOP 40/45°C** Values in bold are compliant with Ecodesign regulation: (EU) No 813/2013 for Heat Pump application

**ηs heat 55/65°C & SCOP 55/65°C** Values in bold are compliant with Ecodesign regulation: (EU) No 813/2013 for Heat Pump application

**ηs heat 47/55°C & SCOP 47/55°C** Values in bold are compliant with Ecodesign regulation: (EU) No 813/2013 for Heat Pump application

SEER 12/7°C & SEER 23/18°C Data in bold are compliant with Ecodesign regulation: (EU) No 2016/2281 for comfort cooling application

SEPR 12/7°C & SEPR -2/-8°C Data in bold are compliant with Ecodesign regulation: (EU) No 2016/2281 & No 1095/2015 for process cooling application

® Standard EN 12102-1

® Standard EN 12102-1, ISO 3744 enveloping surface calculation method

® Option: LNCJ = Low noise

® Option: WTG = Water Tank (100l)

® Option: DPEH = Hydraulic module with eDrive high-pressure twin pump

® Values are guidelines only. Refer to the unit name plate.

dbT Dry bulb temperature

wbT Wet bulb temperature

BPHE Brazed plate heat exchanger

## OPTIONS & ACCESORIES

Description	Reference	Description	Reference
<b>Acoustic / Ventilaton / Coil options</b>		Water tank electrical heater Standard	WTHS
Low noise : rigid accoustic compressors jacket	LNCJ	Water filter (accessories)	WFIF
LenGuard anti-corrosion condenser coil treatment	ACTR	<b>Antifreeze options</b>	
Metallic grille on the top : coil protection (by default)	CPGR	Antifreeze protection on exchangers and piping down to -20°C	APEP
<b>Refrigerant options</b>		Antifreeze protection on exchangers, piping, pump(s) down to -20°C	APPP
Refrigerant leak detection (by default)	RLKD	<b>Control options</b>	
Low leaving water temperature down to -12°C	LLWT	Lennox Cloud GSM communication (by default)	CGSM
Unit delivered without refrigerent	UDWR	Lennox Cloud Ethernet communication	CETH
3 Way valve for Pressure relief valve	TWPR	BACnet® interface MSTP	BNET
<b>Hydraulic options</b>		ModBus interface RS485	MBUS
Hydraulic module with low-pressure single pump	SPLP	ModBus and BACnet® interface TCP/IP	MBIP
Hydraulic module with low-pressure twin pump	DPLP	Remote advanced display (accessories)	DM60
Hydraulic module with eDrive low-pressure single pump	SPEL	Service display (accessories)	DS60
Hydraulic module with eDrive low-pressure twin pump	DPEL	Remote control : customer drive contact input/output	DCBO
Hydraulic module with high-pressure single pump	SPHP	<b>Electrical and safety options</b>	
Hydraulic module with high-pressure twin pump	DPHP	Electric energy meter	ELME
Hydraulic module with eDrive high-pressure single pump	SPEH	Phase reversal protection	PHCT
Hydraulic module with eDrive high-pressure twin pump	DPEH	<b>Other options</b>	
Bypass Valve for delta P control with eDrive pump (accessories)	BYVC	Anti-vibration mounts rubber type (supplied loose)	AVUB
Expansion Tank	EXTA	Wooden crate for long distance	SLCR
Water tank 100L	WTNG		

Refer to your Lennox sales representative to confirm which options are not compatible



Explore Lennox Products

At Lennox, we are truly committed to offering you the best thermal comfort experience. We design and manufacture high-quality HVAC equipment, offering you the best technology, smartest software and our unique service support during the entire life-span of your equipment.



Visit our website and discover more about Lennox solutions.  
[www.lennox.lennoxemea.com](http://www.lennox.lennoxemea.com)